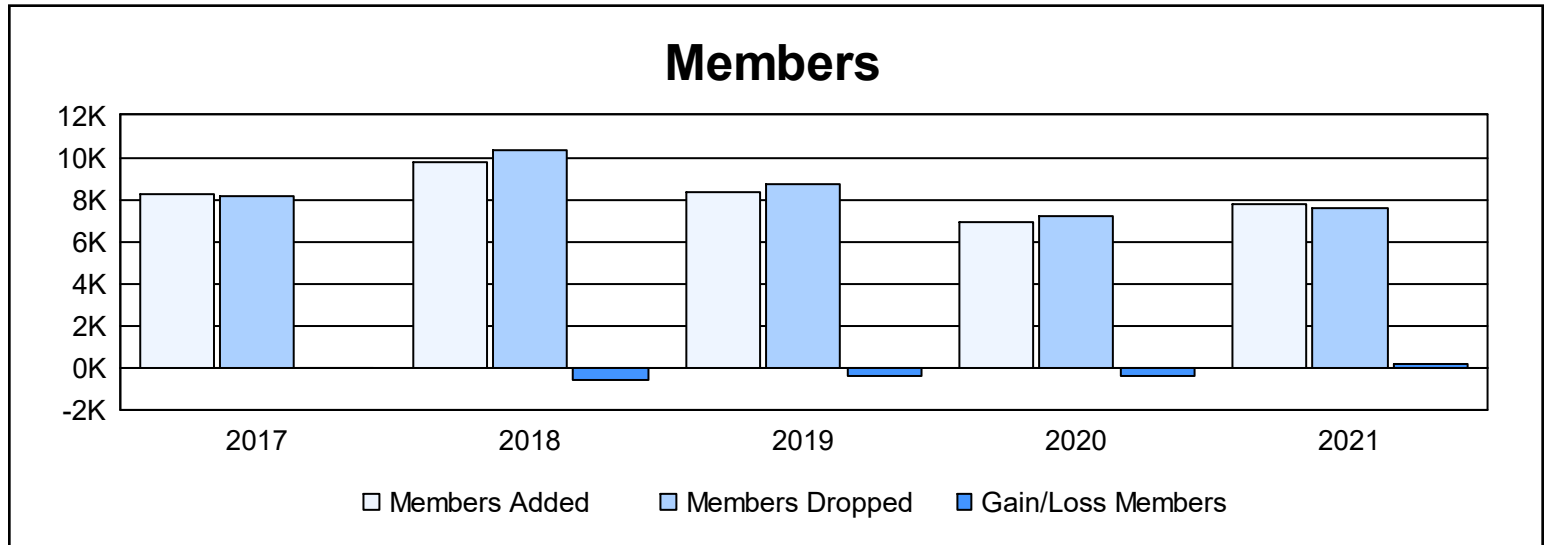
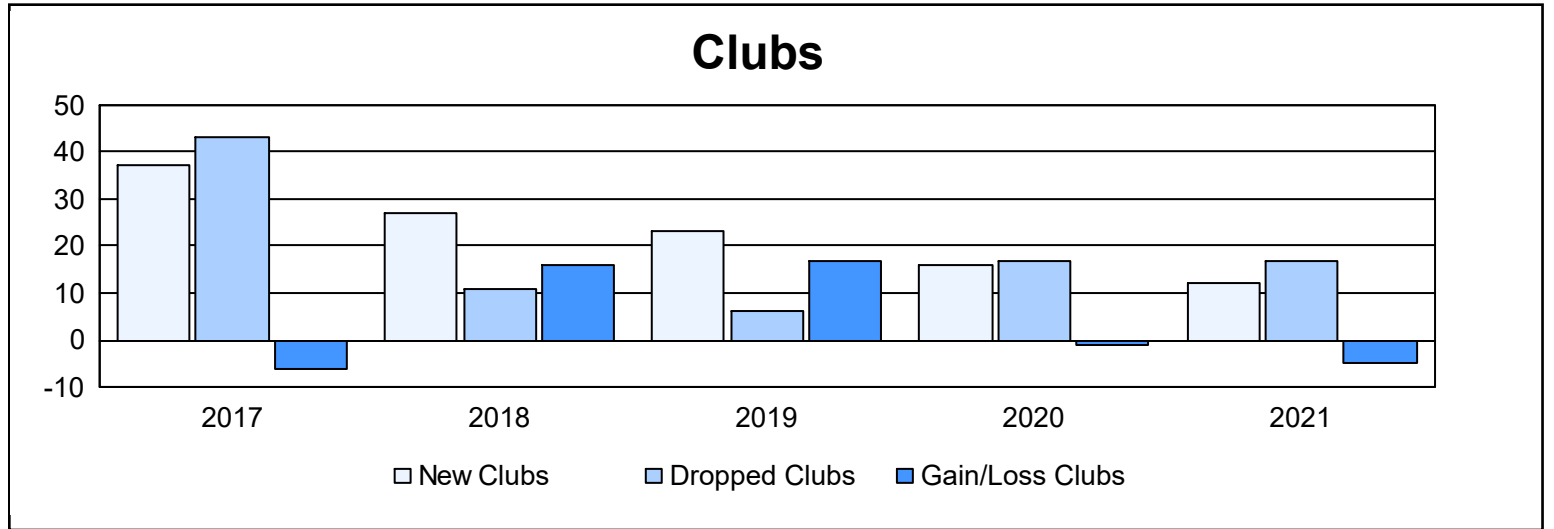
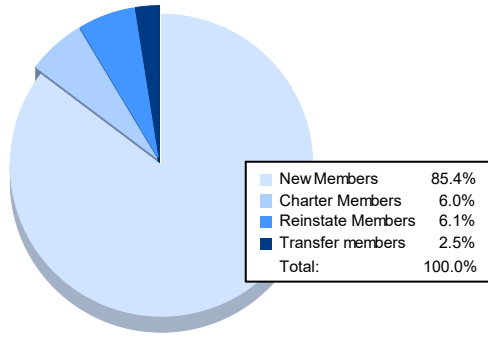


Year	New Clubs	Dropped Clubs	Gain/ Loss Clubs	New Members	Charter Members	Reinstate Members	Transfer Members	Total Member Added	Total Members Dropped	Gain/ Loss Members
2016-2017	37	43	-6	6,214	1,294	525	166	8,199	8,180	19
2017-2018	27	11	16	7,976	1,092	508	172	9,748	10,332	-584
2018-2019	23	6	17	6,750	881	506	198	8,335	8,739	-404
2019-2020	16	17	-1	5,609	616	493	151	6,869	7,235	-366
2020-2021	12	17	-5	6,663	471	476	196	7,806	7,603	203
<b>Average</b>	<b>23</b>	<b>19</b>	<b>4</b>	<b>6,642</b>	<b>871</b>	<b>502</b>	<b>177</b>	<b>8,191</b>	<b>8,418</b>	<b>-226</b>



### Membership Composition June 2021 Cumulative



### Gender Composition June 2021 Cumulative

